

Tetr@XS Abonentuttak

Wall Outlet Tetr@XS G2-SM 1SC/APC 20 m

Nexans art.nr.: 10254316

EI.nr.: 6950910

GTIN: 34444360221120

Unroll box Tetr@XS-2 equipped with 1 adapter with internal shutter and 20m of SP1766 indoor drop cable G657 A1 preterminated SC/APC grade B. Outlet delivered with fixing kit (2 pins and 2 screws).

BESKRIVELSE

The Tetr@XS subscriber terminal outlets are the very last optical limit of the operator network, inside the subscriber's home.

Main functions

For the installer with a precabled version

- Swiveling [mod. 90°], nothing undone
- Lightning fixing (no lid-opening)
- No optical connection on field
- Unroll feature

For the subscriber

- Intuitive cord connection
- Color operator identification (4FO)
- Safe against laser

Maintenance

- Un-fix the outlet, no the connection
- Identify the active adapter for hotline
- Hold the splice protections
- Protect the 250 and 900µm fibres




Tetr@XS Abonentuttak

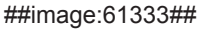
Wall Outlet Tetr@XS G2-SM 1SC/APC 20 m

Product range

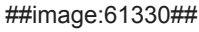
The Tetr@XS is available in 2 sizes:

- the Tetr@XS-4 outlet with 4 adapter slots, 
- and the Tetr@XS-2 outlet with 2 adapter slots.


Fixing

The pre-cabled outlet is fixed directly via the 2 holes in the cover (the 1st at the right top, the 2nd under the identification blind), or on a rail, with no lid opening. 

Identification

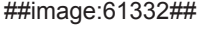
A swiveling blind brings the needed identifications: adapter identification, laser warning. 
At the same time it hides the optical plug once connected and brings a protection to the connector.

Splice

A tray is integrated, suitable for 2 fusion splices and 2 fusion/mechanical splices. 

Drop cable management

When built-in, the drop cable is wound on the rear winding kit (ensure the cable radius even in the built-in box). 

The drop cable can come in by the rear face of the outlet, through any of the removable ports. The cable is wound around the internal perimeter, and then enters the front face. It is maintained in position and then fixed with a plastic tie. 

The drop cable can also come in by the front face, with the same maintaining and fixing features.







Tetr@XS-4

Nonslip base for unroll box

Tetr@XS-2